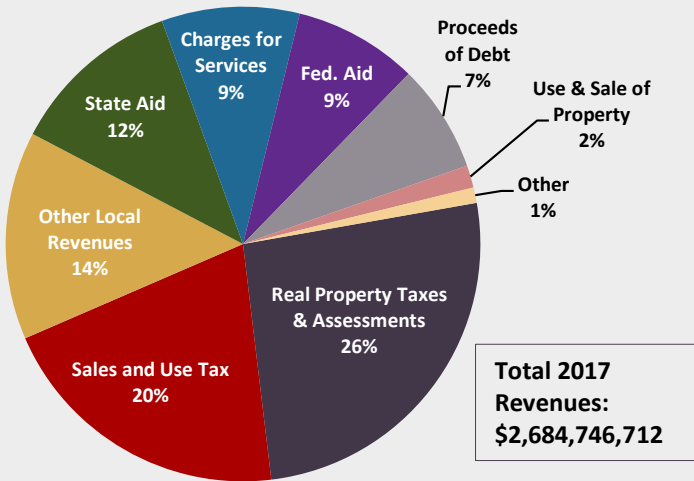


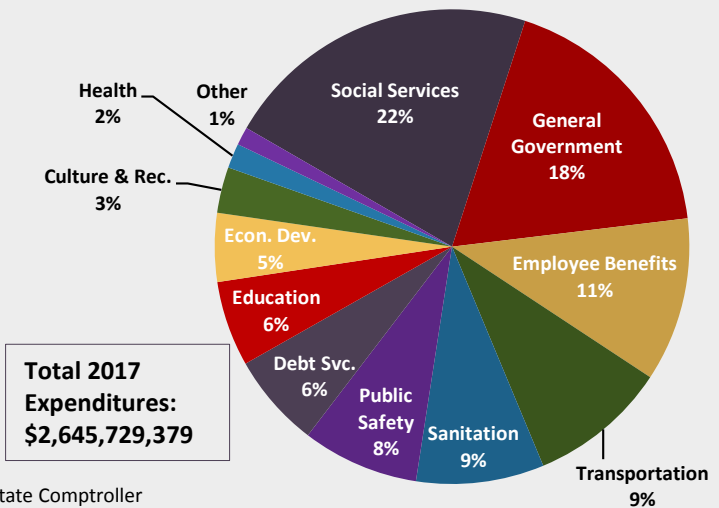
Government: County Finances

County Revenues

County Expenditures



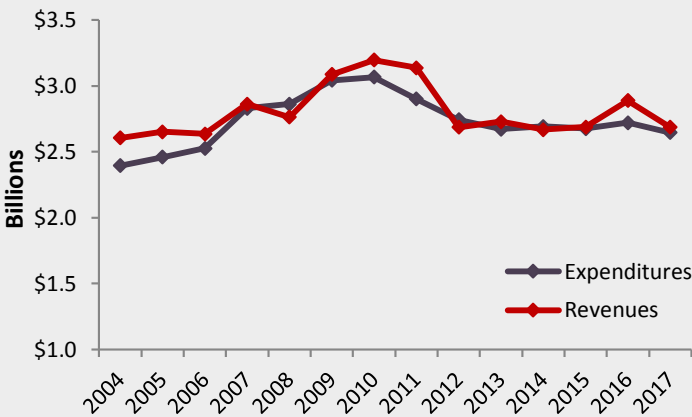
Total 2017 Revenues:
\$2,684,746,712



Total 2017 Expenditures:
\$2,645,729,379

Source: Office of the NY State Comptroller

County Revenues and Expenditures



Source: Office of the NY State Comptroller (Inflation Adjusted)

County Bond Ratings/Tax Cap

Bond Ratings

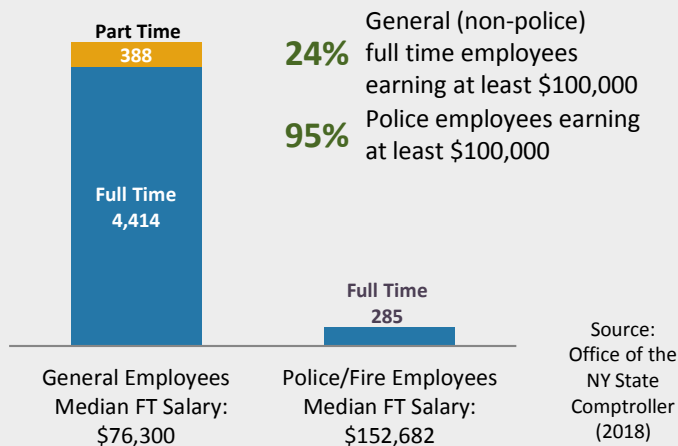
- Aa1** Moody's
- AAA** Standard & Poor's
- AAA** Fitch

State Tax Cap

- 2013** Stayed within cap
- 2014** Stayed within cap
- 2015** Stayed within cap
- 2016** Stayed within cap
- 2017** Stayed within cap
- 2018** Stayed within cap

Sources: Moody's; The Journal News; Office of the NY State Comptroller

County Employees



Number of Municipalities Under the Tax Cap

		2013	2014	2015	2016	2017	2018
Total	Under	35	39	32	39	33	39
	Over	11	7	14	7	13	6
Cities & Towns	Under	17	22	19	20	16	22
	Over	6	1	4	3	7	0*
Villages	Under	18	17	13	19	17	17
	Over	5	6	10	4	6	6

*One city did not report data in 2018

Source: Office of NY State Comptroller