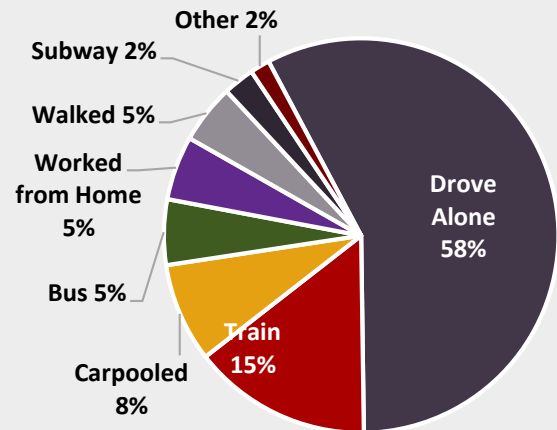


## Commuting/Travel Statistics

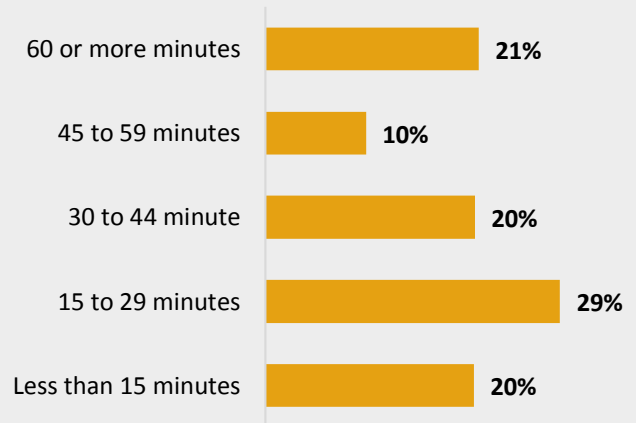
- 94%** Employed Westchester residents who work in New York State
- 62%** Employed Westchester residents who work in Westchester
- 19%** Employed Westchester residents who work in the city, town, or village in which they live
- 3** Amtrak stations
- 3** Metro North commuter rail lines
- 42** Metro North passenger train stations
- 85,051** Average inbound weekday riders on Metro North commuter lines
- 9,587** Average outbound weekday riders on Metro North commuter lines
- 40,895** Harlem line average inbound weekday ridership
- 24,174** New Haven line average inbound weekday ridership
- 19,982** Hudson line average inbound weekday ridership
- 3,816** Harlem line average outbound weekday ridership
- 3,654** New Haven line average outbound weekday ridership
- 2,117** Hudson line average outbound weekday ridership
- 32%** Residents who live within a 15 minute walk of a train station
- 23%** Workers who commute on public transit
- 34.1** Average length of commute (in minutes)
- 6** Passenger airlines serving Westchester County Airport
- 18** Destinations with direct flights from Westchester County Airport
- 742,537** Passengers at WC Airport (2017)

## Means of Travel to Work



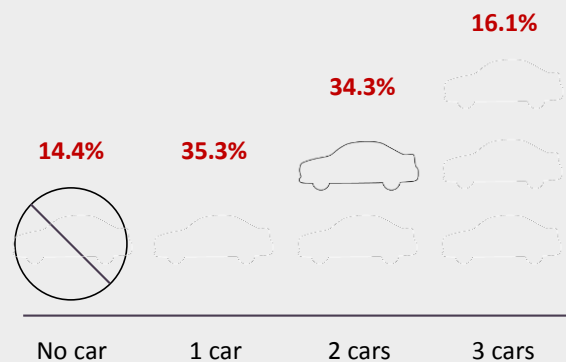
Source: 2017 American Community Survey

## Length of Commute



Source: 2017 American Community Survey

## Number of Cars by Household



Source: 2017 American Community Survey

Sources: 2017 American Community Survey (place of employment, commute times); ESRI Business Analyst (Residents within 15 minutes of train) – 2017; Metro North Railroad – 2017; Westchester Cty. Airport (2018), FAA (2017)